



# MAGMA FAN1

## SPECIFICATIONS / TECHNICAL DATA REV A

### KEY FEATURES

- Intuitive DMX-512 and RDM control
- Linear speed control
- 80W Low power consumption
- LCD touch screen control panel
- Compact durable metal housing



### SPECIFICATIONS

#### Dynamic Effects

- . Max Fan Volume (US): 17 m<sup>3</sup>/min, 600CFM
- . Max Fan Volume (EU): 15 m<sup>3</sup>/min, 530CFM
- . Fan Speed Range (US): 750 - 2800rpm
- . Fan Speed Range (EU): 750 - 2550rpm

#### Control

- . DMX512 Protocol
- . DMX Modes: 3
- . DMX Channels: 1, 2, 4
- . RDM (Remote Device Management)
- . Fan Speed Adjustment (0 - 100%)
- . On-Board Timing Control
- . Manual Speed Adjustment
- . Stand Alone Operation
- . 4-pin Wired Remote Input
- . Touch Screen Display

#### Connections

- . Data Connectors: 5-pin XLR In/Out, 4-pin XLR In

#### Construction / Physical / Performance

- . Dimensions: (LxHxW) 15.6 x 13.2 x 4.9 in. / 395 x 335 x 125mm
- . Weight: 14.99 lbs / 6.8kg
- . Fan Angle: 0 - 360°

#### Electrical

- . Input Voltage: US Version: 120VAC 60Hz - Europe Version: 230VAC/240VAC @ 50Hz
- . Fan Motor Power: 120W
- . Power Consumption: 130W
- . Breaker Size: 3A (120V Version)
- . Breaker Size: 2A (230/240V Version)



# MAGMA FAN1

## SPECIFICATIONS / TECHNICAL DATA REV A

### Certifications / Qualifications / Thermal

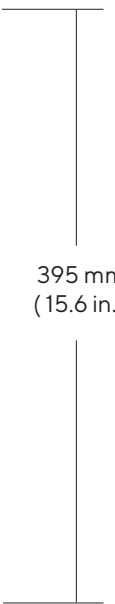
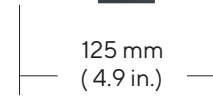
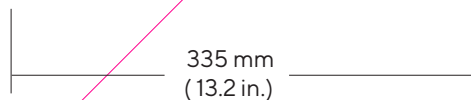
- . IP Rating: IP44
- . Maximum Temperature (Ambient): 104° (40° C)
- . Surface Temperature (Body): 122° (50°)
- . CE | cETLus | IP20

### What's Included

- . 14 AWG Locking Power Cable
- . Hanging Bracket

### Optional Accessories

- . MAGFLY Card
- . MAGAPP Card
- . MAG-RF Card
- . MagRemote



MAGMATIC